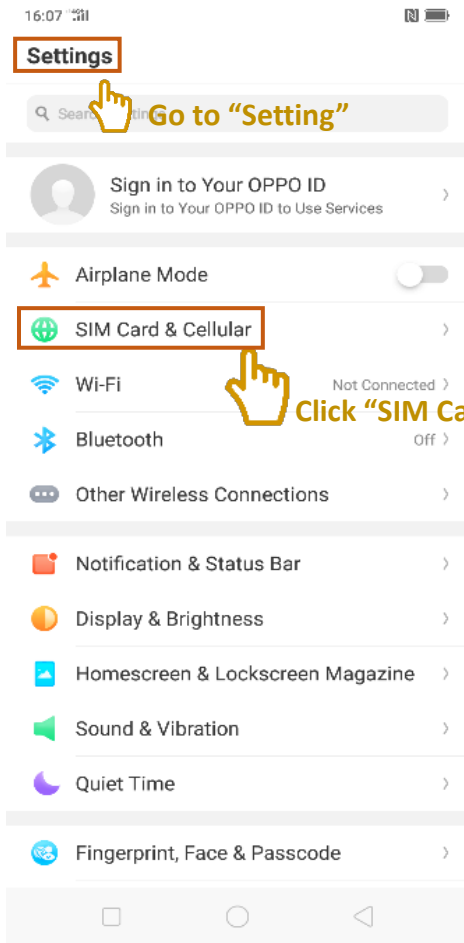
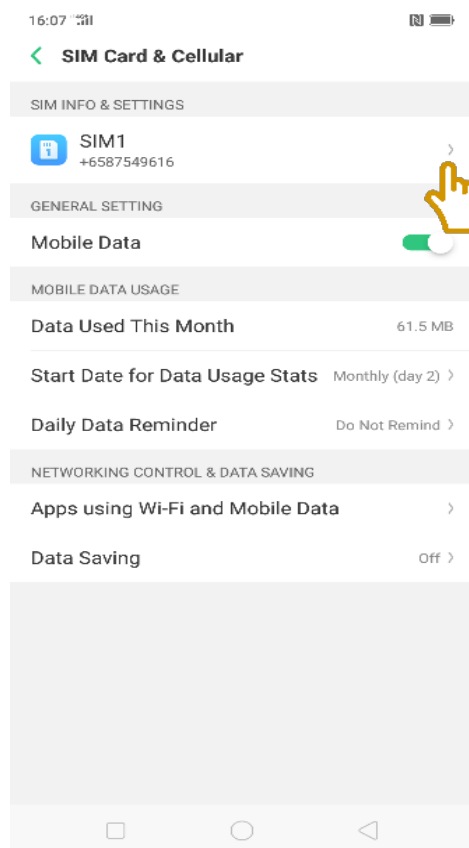


# Access Point Name (APN) Setting for OPPO 17 and OPPO 17 Pro

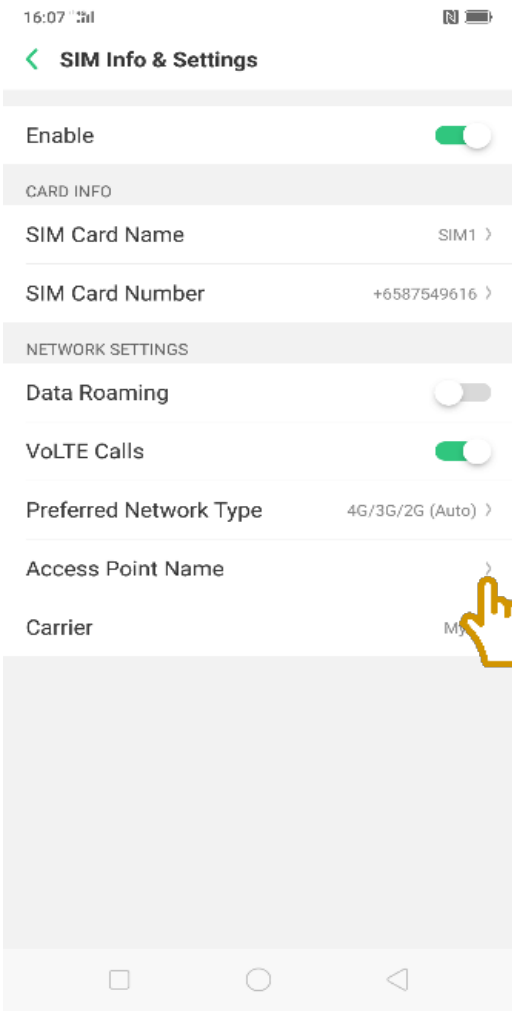


Click "SIM Card & Cellular"

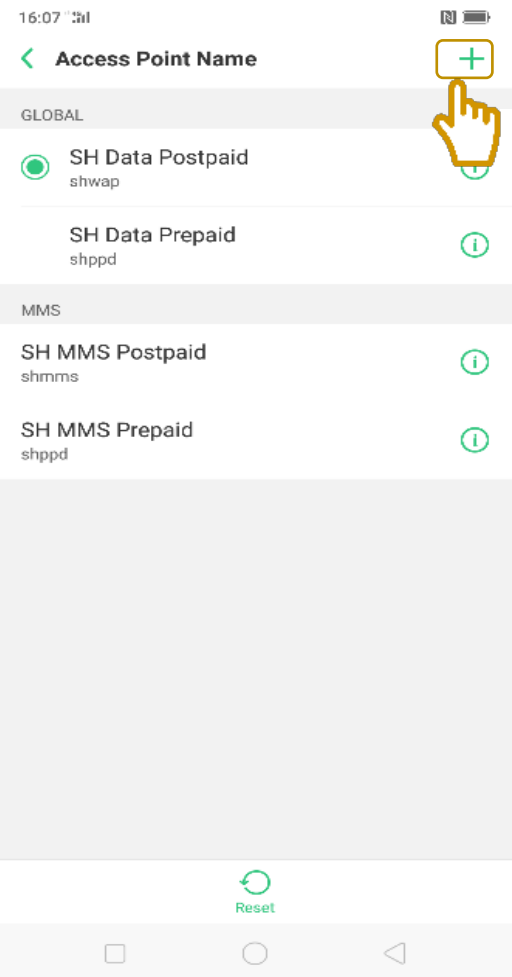


Click "SIM 1 or SIM 2"

Select the SIM 1 or SIM 2 (if any) for the one with MyRepublic SIM card



click "Access Point Name"



Click "+"

16:07

[Cancel](#) **New APN** [Save](#)

Name	Not Set >
APN	Not Set >
Proxy	Not Set >
Port	Not Set >
Username	Not Set >
Passcode	Not Set >
Server	Not Set >
MMSC	Not Set >
MMS Proxy	Not Set >
MMS Port	Not Set >
MCC	525 >
MNC	05 >
Authentication Type	Not Set >
APN Type	Not Set >

- Click "Name" and change to MyRepublic (Not Case Sensitive)
- Click on "APN" and change to MyRepublic (Not Case Sensitive)

16:08

[Cancel](#) **Edit Access Point** [Save](#)

Name	myrepublic >
APN	myrepublic >
Proxy	Not Set >
Port	Not Set >
Username	Not Set >
Passcode	Not Set >
Server	Not Set >
MMSC	Not Set >
MMS Proxy	Not Set >
MMS Port	Not Set >
MCC	525 >
MNC	05 >
Authentication Type	Not Set >

Click "Save"

Delete APN



< Access Point Name **Select "Access Point Name"**

GLOBAL

SH Data Postpaid   
shwap


SH Data Prepaid   
shppd

myrepublic   
myrepublic

MMS **Select "MyRepublic"**

SH MMS Postpaid   
shmms

SH MMS Prepaid   
shppd



Reset

